



Care First, Jails Last Taskforce Meeting

September 22, 2022



September Discussion Points

Discussion & Planning

- Prioritization Input from Last Meeting
 - Demographic data on incarcerations and 5150s
 - Review Sequential Intercept Map (SIM)
 - JIMH Recommendations Review by intercept and agency

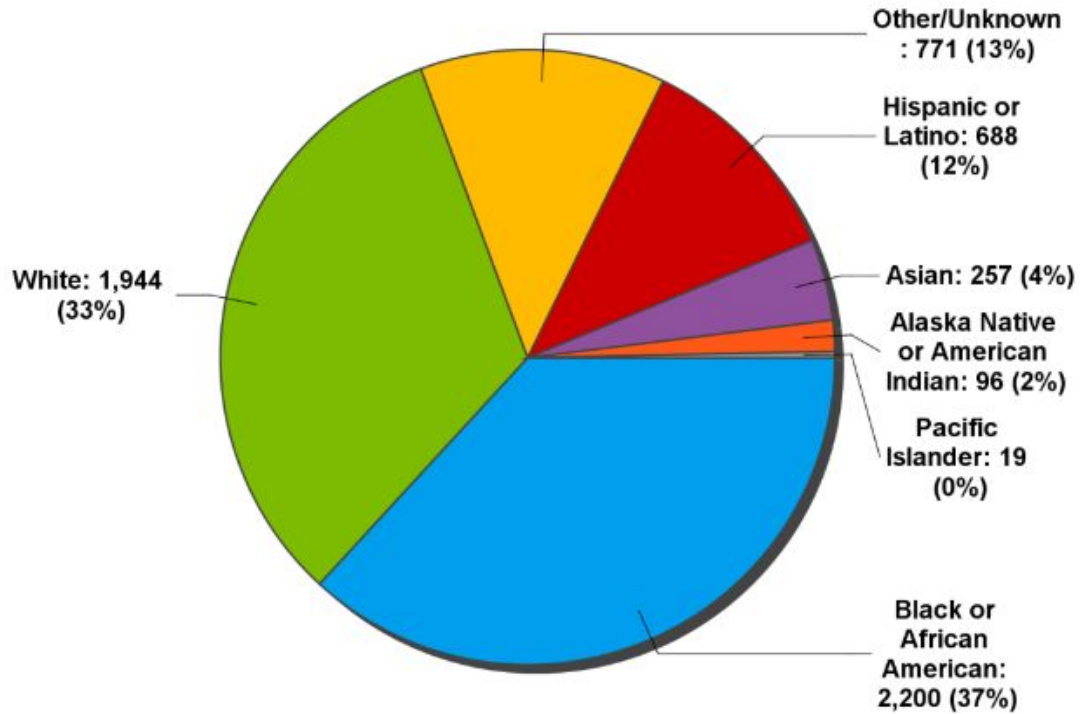


Demographic Data Review

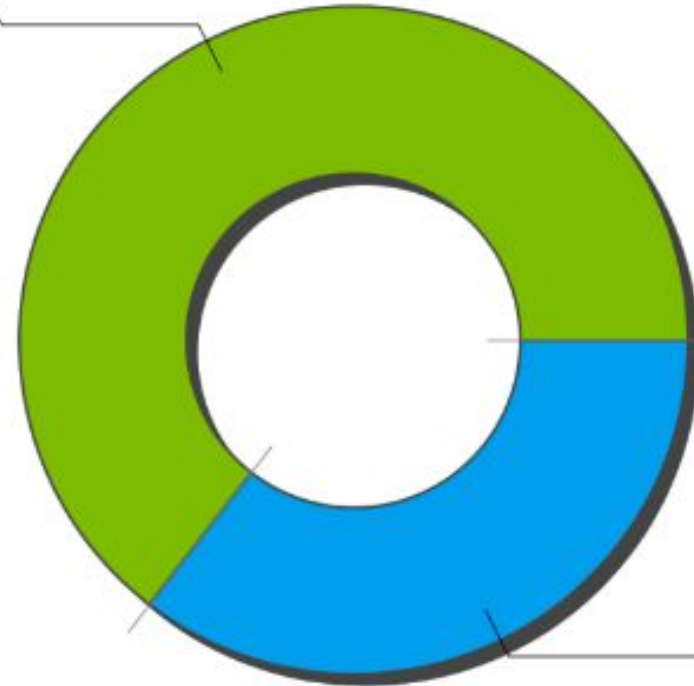




Who is served by the ACBH system?



Male: 3,855
(65%)

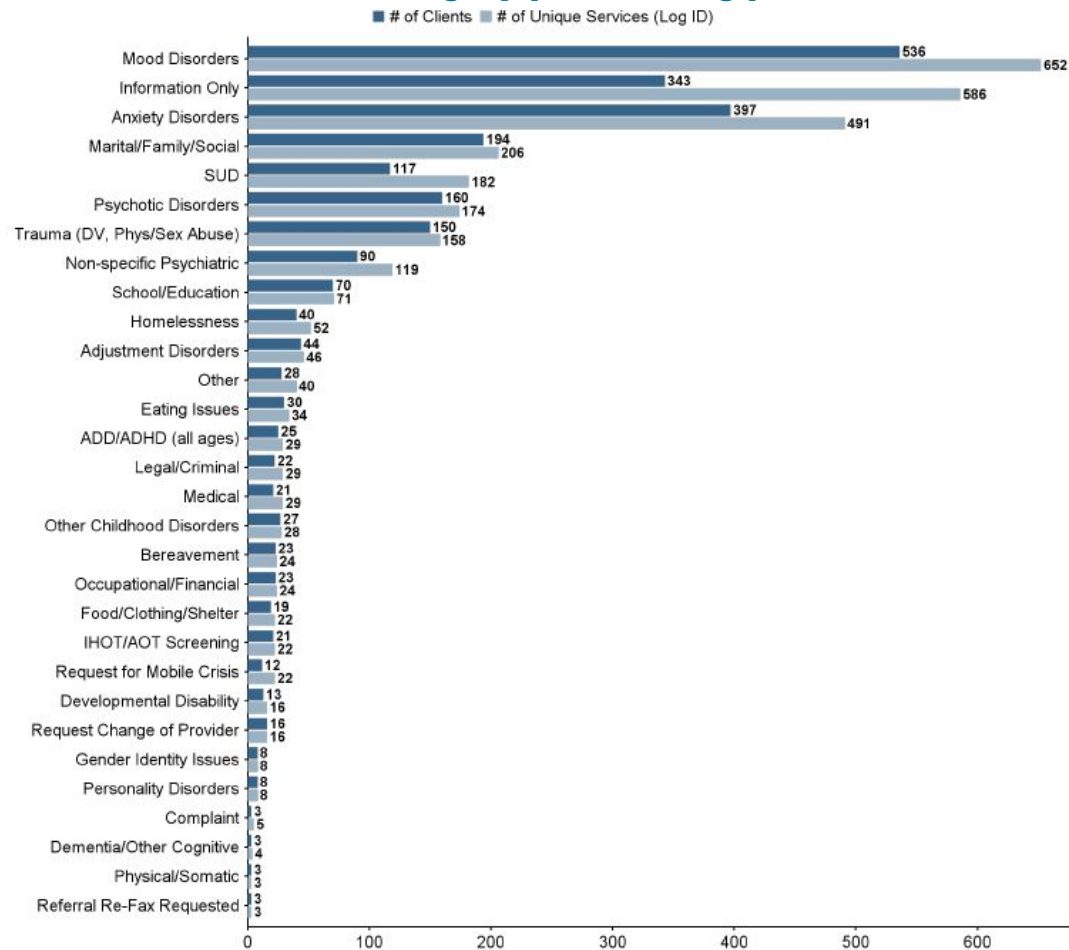


Female:
2,120 (35%)



Who is referred to ACCESS, and who ultimately gets services through CBOs?

ACCESS contact tracking by presenting problem

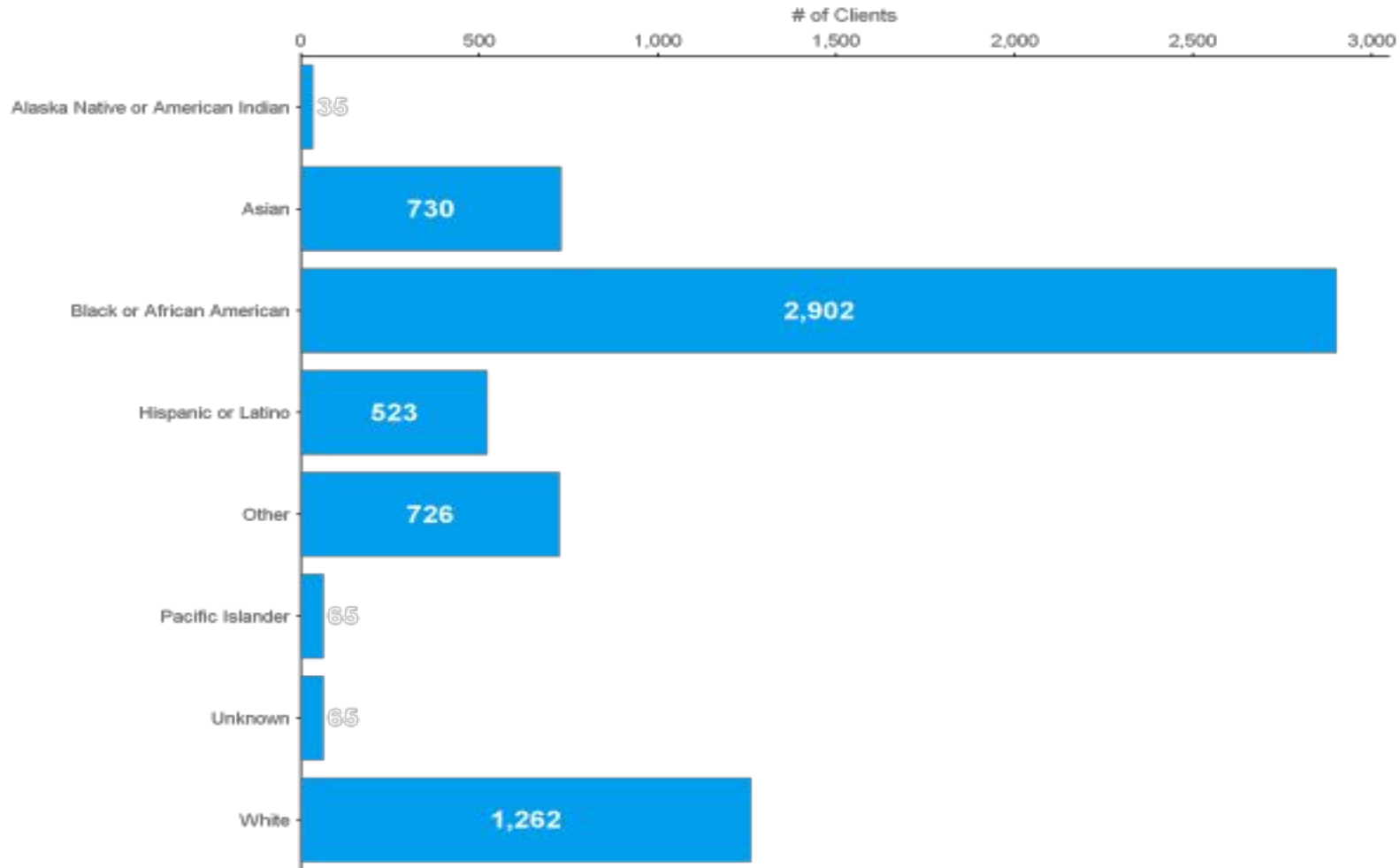


Access Contact Tracking - Total Clients

- **Gender/sex:**
 - 55% female
 - 43% male
 - 2% unknown gender
- **Ethnicity/Race:**
 - 50% unknown
 - 18% Black
 - 13% White
 - 11% Other
 - 2% Latinx
 - 3% Chinese, other Asian, and PI
 - 1% Native American



Who does the County serve in the jail?

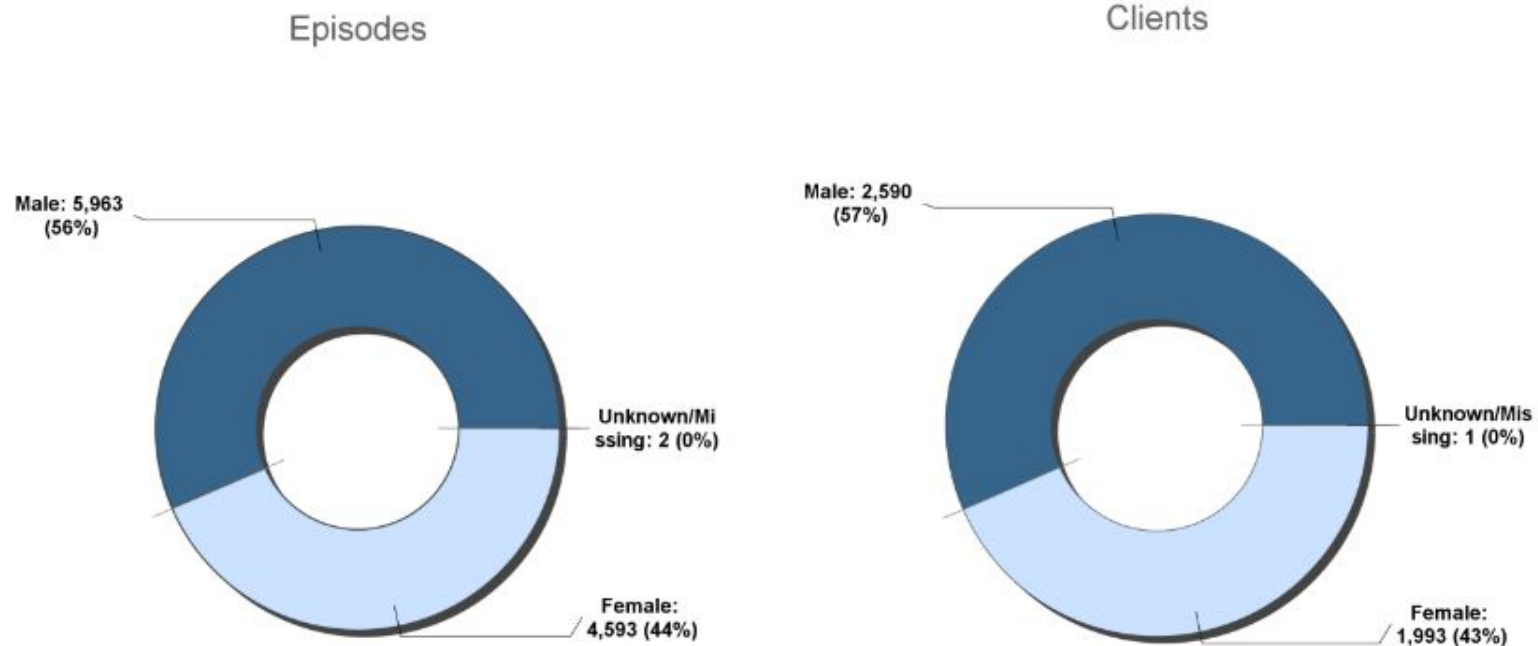




Who is incarcerated or 5150'd? Who engages in crisis & other BH services?

Involuntary Holds Trend Episodes and Clients -- Sex

Question: By sex, how many involuntary holds were there by episode and client count?





Who accesses ACBH county jail mental health services and how does that differ from access out in the community?

Jail

Fiscal Year	Ethnic Group	Clients	% of Clients
FY 2021-2022	Alaska Native or American Indian	35	1%
	Asian	730	12%
	Black or African American	2,902	46%
	Hispanic or Latino	523	8%
	Other	726	12%
	Pacific Islander	65	1%
	Unknown	65	1%
	White	1,262	20%
		6,308	100%

Community

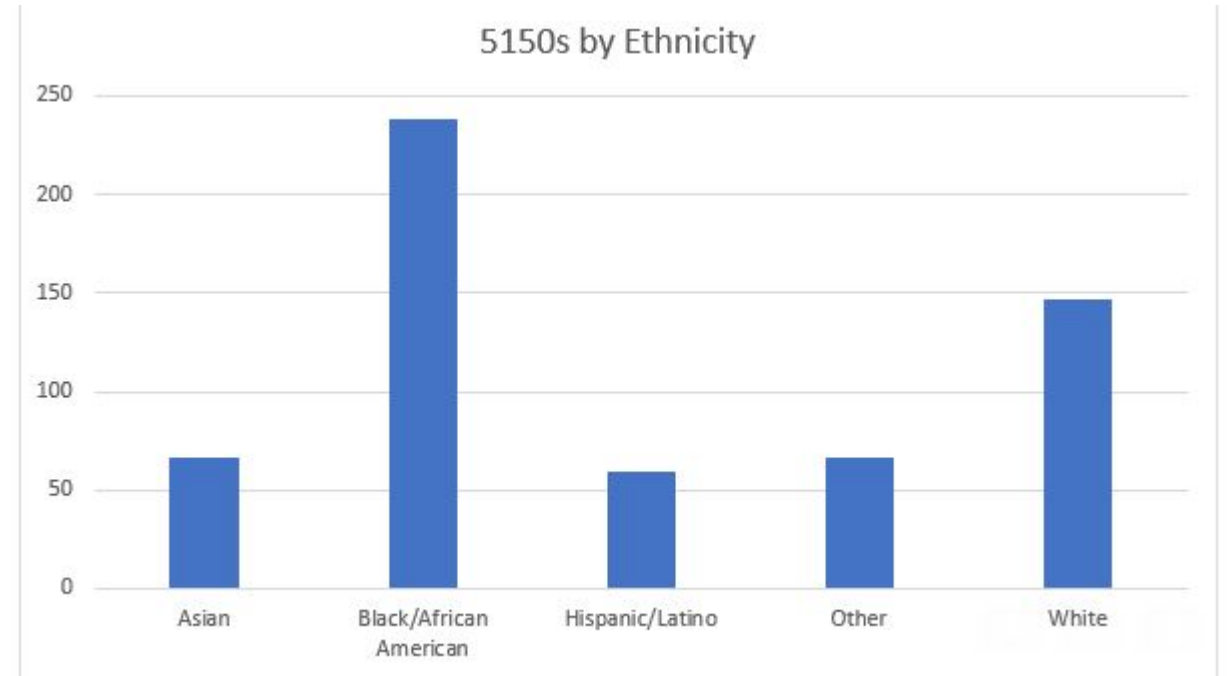
Fiscal Year	Ethnic Group	Clients	% of Clients
FY 2021-2022	Alaska Native or American Indian	90	1%
	Asian	1,715	14%
	Black or African American	3,937	33%
	Hispanic or Latino	1,416	12%
	Other	1,489	13%
	Pacific Islander	104	1%
	Unknown	174	1%
	White	2,963	25%
		11,888	100%



What are demographics for mobile crisis calls & 5150s?

Race/Ethnicity	Number of Involuntary Holds for Adults	% of Involuntary Holds
Black or African American	47	16.3%
White	53	22.2%
Hispanic or Latino	34	19.8%
Asian	25	25.3%
American Indian or Alaska Native	5	35.7%
Native Hawaiian or Other Pacific Islander	1	11.1%
Unknown	1	33.3%
Total	166	20.1%

Data pulled from CATT FY21-22



Data pulled from ACBH Mobile Crisis Teams & Mobile Evaluation Teams (CATT not included) FY21-22



SIM and Department Plans





Departmental Implementation Plan

Discussion & Planning

- Implementation of the JIMH Recommendations
 - Feedback from each County department by Intercept





Departmental Implementation Plan (Homework)

Intercept -2: Prevention			
JIMH Recommendations	What has been implemented	Implementation ideas from Taskforce	
<ul style="list-style-type: none">• Greatly expand and implement Housing First supportive living models and affordable family-based housing options.• Expand behavioral health services and educational programs in schools.• Create more training and employment programs and provide livable-wage employment opportunities for people with behavioral health needs• Address social determinants of health.• Ensure quality healthcare for all.• Develop a behavioral health public education and communications campaign.• Establish an online mechanism for the public to gather information.• Increase Engagement of the faith community.• Work to pass Prop 15: Schools and Communities First• Create or expand conflict mediation or violence prevention work.			<ul style="list-style-type: none">Behavioral HealthDistrict AttorneyHousing and Community DevelopmentSheriff's OfficeSocial Services AgencyOffice of Homeless Care & CoordinationPublic DefenderProbation Department



Nov. & Dec. Meeting Schedule

- Proposed meetings dates:
 - November - Change from 11/24 to 11/17
 - December - Change from 12/22 to 12/15



Next Steps

- RDA will send homework information to agency task force members
 - List of JIHM recommendations
 - Instructions for homework completion
- Homework due back to RDA by EOD, Friday, October 14, 2022